



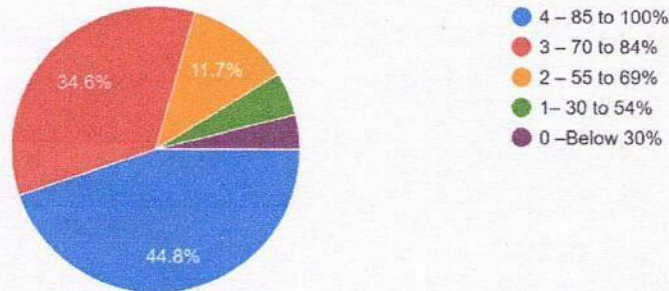
Internal Quality Assurance Cell (IQAC)

Student Satisfaction Survey for A.Y. 2022-23

The Student Satisfaction Survey was taken as per the guidelines given by NAAC. Following are the statistics of the survey.

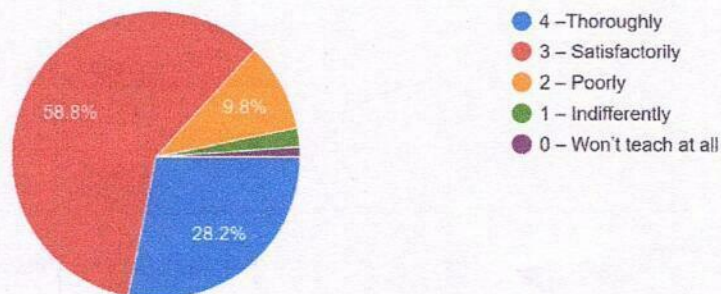
1. How much of the syllabus was covered in the class?

529 responses



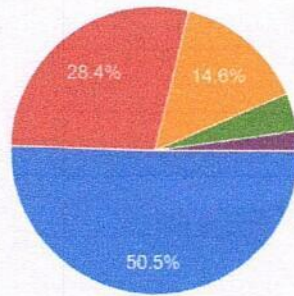
2. How well did the teachers prepare for the classes?

529 responses



3. How well were the teachers able to communicate?

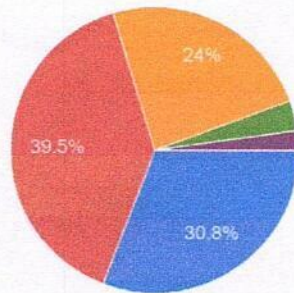
529 responses



- 4 – Always effective
- 3 – Sometimes effective
- 2 – Just satisfactorily
- 1 – Generally ineffective
- 0 – Very poor communication

4. The teacher's approach to teaching can best be described as

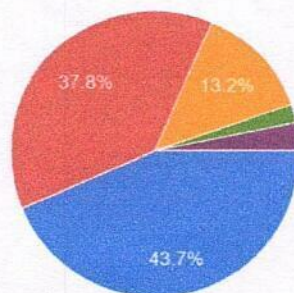
529 responses



- 4 – Excellent
- 3 – Very good
- 2 – Good
- 1 – Fair
- 0 – Poor

5. Fairness of the internal evaluation process by the teachers.

529 responses

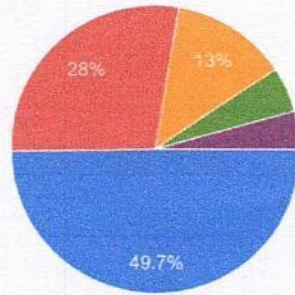


- 4 – Always fair
- 3 – Usually fair
- 2 – Sometimes unfair
- 1 – Usually unfair
- 0 – Unfair



6. Was your performance in assignments discussed with you?

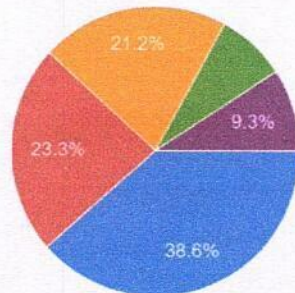
529 responses



- 4 - Every time
- 3 - Usually
- 2 - Occasionally/Sometimes
- 1 - Rarely
- 0 - Never

7. The institute takes active interest in promoting internship, student exchange, field visit opportunities for students

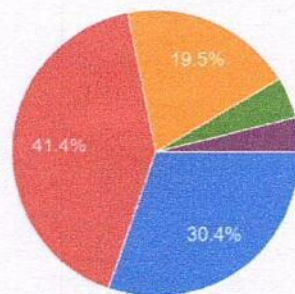
529 responses



- 4 - Regularly
- 3 - Often
- 2 - Sometimes
- 1 - Rarely
- 0 - Never

8. The teaching and mentoring process in your institution facilitates you in cognitive, social and emotional growth.

529 responses

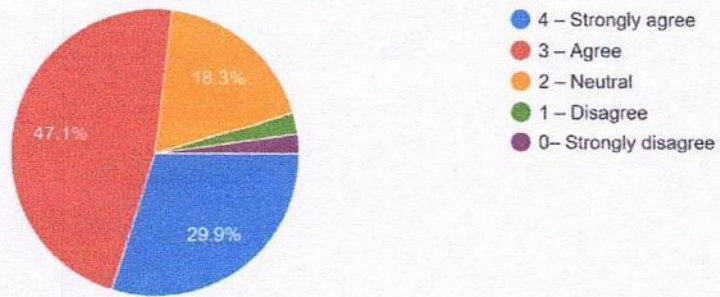


- 4 - Significantly
- 3 - Very well
- 2 - Moderately
- 1 - Marginally
- 0 - Not at all



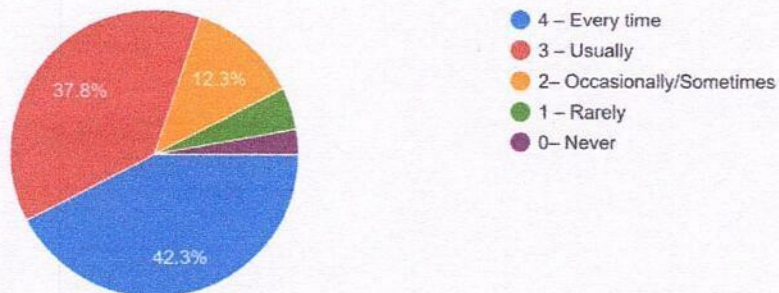
9. The institution provides multiple opportunities to learn and grow.

529 responses



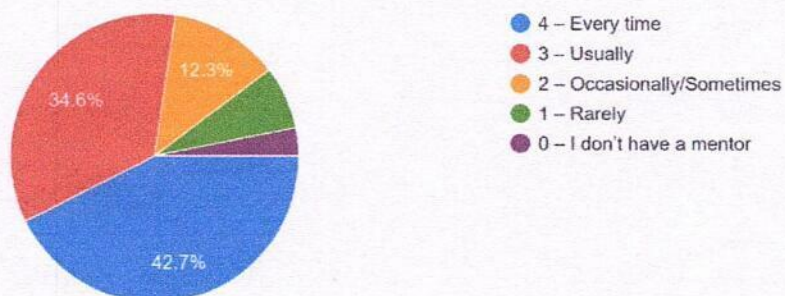
10. Teachers inform you about your expected competencies, course outcomes and programme outcomes.

529 responses



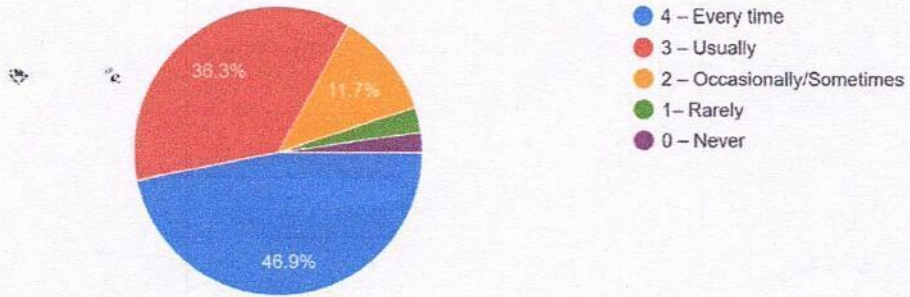
11. Your mentor does a necessary follow-up with an assigned task to you.

529 responses



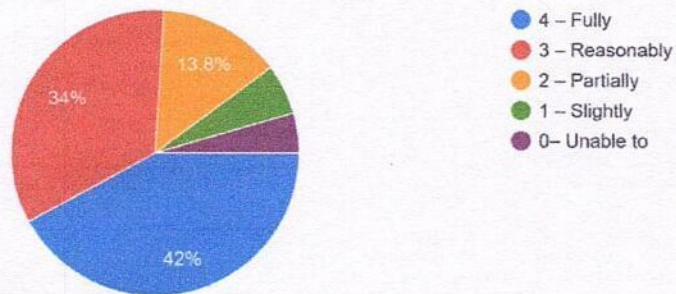
12. The teachers illustrate the concepts through examples and applications.

529 responses



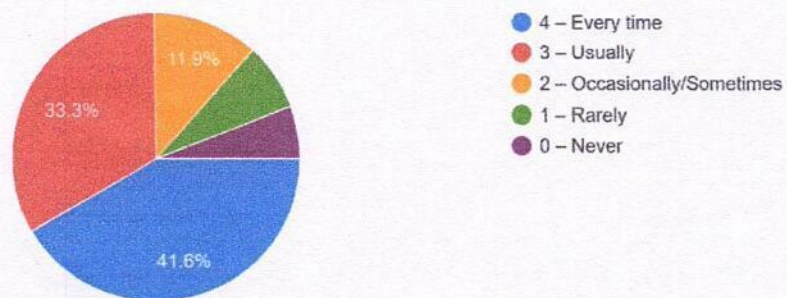
13. The teachers identify your strengths and encourage you with providing right level of challenges

529 responses



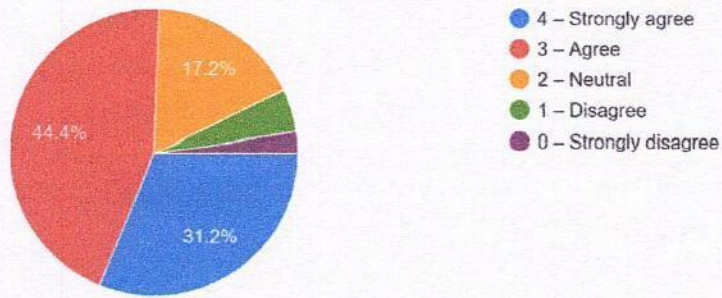
14. Teachers are able to identify your weaknesses and help you to overcome them.

529 responses



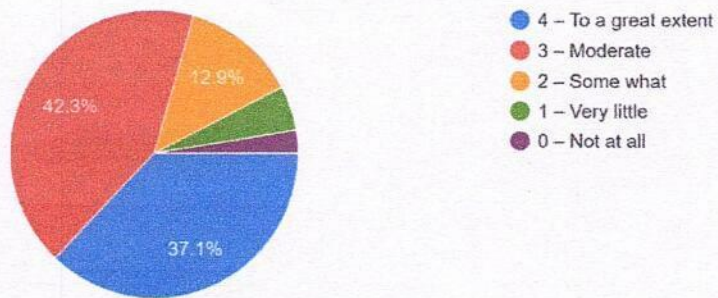
15. The institution makes effort to engage students in the monitoring, review and continuous quality improvement of the teaching learning process.

529 responses



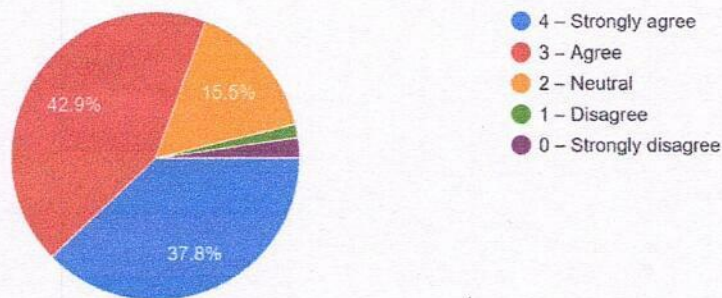
16. The institute/ teachers use student centric methods, such as experiential learning, participative learning and problem solving methodologies for enhancing learning experiences.

529 responses



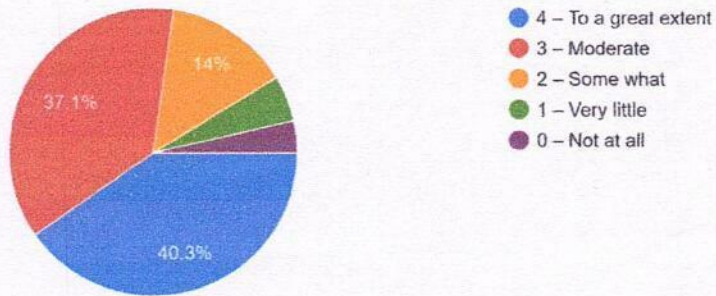
17. Teachers encourage you to participate in extracurricular activities

529 responses



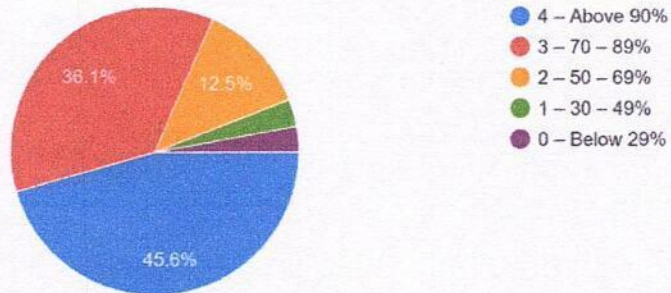
18. Efforts are made by the institute/ teachers to inculcate soft skills, life skills and employability skills to make you ready for the world of work.

529 responses



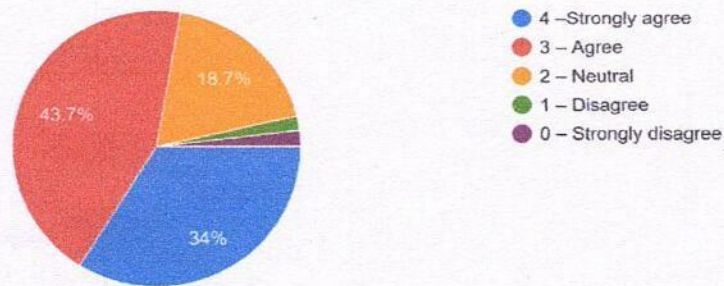
19. What percentage of teachers use ICT tools such as LCD projector, Multimedia, etc. while teaching

529 responses



20. The overall quality of teaching-learning process in your institute is very good

529 responses



IQAC Co-ordinator



Director

Student Satisfaction Survey (2022-23)