


# FEEDBACK FORM ANALYSIS REPORT



## Year 2016-17

### A) Students:

Total number of samples - 05

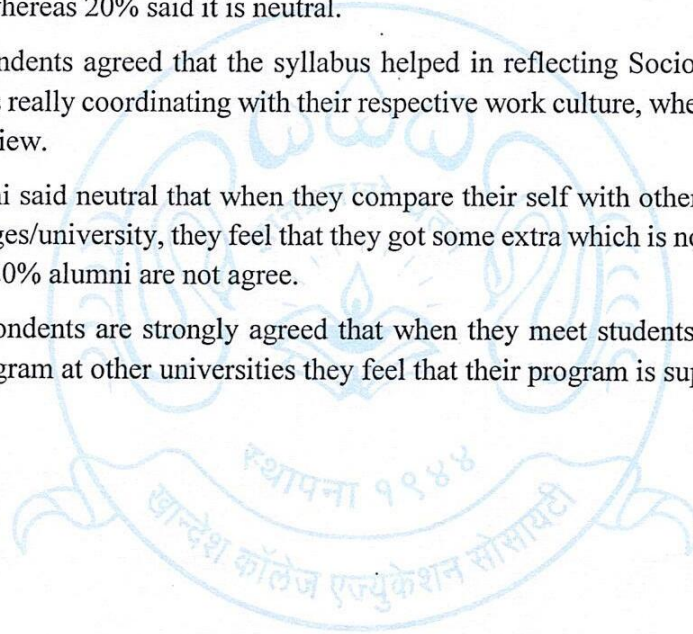
- ✓ 100% students are agree that the course contents was satisfactory.
- ✓ 80% respondents is strongly agreeing that the prescribed curriculum is useful. 20% students found that they are neutral.
- ✓ 40% students is agreeing that the prescribed reading of the syllabi is easily available, whereas 40% found neutral and 20% students are strongly agree.
- ✓ 40% respondents agreed that the depth of the course contents is satisfactory. 40% neutral with the view.20% said they are strongly agreed.
- ✓ 60% students strongly agreed that the course objectives were clearly presented and met whereas 40% agreed with the view.
- ✓ 40% respondents strongly agreed that the syllabi help in imbibing socio cultural values. 40% are agreed and 20% is neutral with the view.
- ✓ 60% students is agreed that the syllabus fostered global competencies among students. 20% students are strongly agreed and 20% said neutral with the view.
- ✓ 60% respondents strongly agree that the syllabus is technology friendly and enables teachers and students to use technology. 20% students are agreeing and 20% said it is neutral.
- ✓ 40% students strongly agreed whereas 40% agreed that the curriculum is apt in terms of learning values, skills, concepts, knowledge, analytical abilities and broadening perspectives.20% is neutral.



B) Alumni:

Total number of samples – 05


- ✓ 60% respondents the syllabus was challenging, whereas 40% said it is inadequate.
- ✓ 60% alumni stated that amount of syllabus they think was covered during prescribed lecture hours 75-90%. 40% stated Less than 40%.
- ✓ 60% respondents said yes, the time at IMR been intellectually enriching, whereas 40% said marginally.
- ✓ 60% respondents agreed that the curriculum designed by the University is useful for their Profession /Business, whereas 40% are strongly not agree.
- ✓ 80% respondents agreed that the curriculum designed really produced skills, talents and acumen required for their Business /Profession, whereas 20% strongly agree.
- ✓ 80% alumni agreed that the subjects studied are in line with today's requirement in the industry, whereas 20% said it is neutral.
- ✓ 60% respondents agreed that the syllabus helped in reflecting Socio-Cultural values in them and is really coordinating with their respective work culture, whereas 40% is neutral about the view.
- ✓ 80% alumni said neutral that when they compare their self with other counterparts from other colleges/university, they feel that they got some extra which is not available in other institutes, 20% alumni are not agree.
- ✓ 100% respondents are strongly agreed that when they meet students who have taken a similar program at other universities they feel that their program is superior.



C) Teacher:

Total number of samples – 05

- ✓ 60% teachers strongly agree that the syllabus is defined in a way to clarify your teaching goals and expectations of students, whereas 40% are agree.
- ✓ 60% respondents rating neutral that the syllabus bridges the gap between industry standards/current global scenarios and academics and 40% are agree with it.
- ✓ 80% teachers agreed the ease of timely coverage of syllabus is achieved in the mentioned number of hours, whereas 20% are strongly agree.
- ✓ 40% respondents strongly agreed that the number of reference material and books available for the topics are mentioned in the syllabus 40% are agree and 20% said neutral.
- ✓ 60% teachers agreed that the syllabus is in line with learning value (in terms of skills, concepts, knowledge, analytical abilities or broadening perspectives) and 40% respondents are strongly agree.
- ✓ 60% teachers agree about overall rating and 40% respondents are strongly agree.



D) Parents:

Total number of samples – 05

- ✓ 80% Parents said good about vision and mission statement of the institute whereas 20% said excellent.
- ✓ 60% respondents said very good infrastructure facilities 20% said excellent and 20% said good.
- ✓ 40% respondents said excellent effectiveness of NMU syllabus, 40% said very good and 20% said it is good.
- ✓ 60% respondents stated very good teaching-learning environment whereas 40% said good.
- ✓ 40% parents was rating excellent teaching methodology and techniques 40% said very good whereas 20% rate good.
- ✓ 60% respondents stated excellent learning resources such as library, internet, and computer% respondents said very well whereas 40% said very good.
- ✓ 60% parents found good system of monitoring student's progress, whereas 20% said excellent and 20% rate very good.
- ✓ 40% respondent's stated very good encouragement provided to students for participation in academic forums whereas 40% said good and 20% said good 20% rates excellent.
- ✓ 40% parents was rating very good competence & commitment of faculty whereas 40% rate good and 20% rate excellent.
- ✓ 60% respondents found with view good for co-curricular and extracurricular activities 20% respondents said very good whereas 20% said excellent.
- ✓ 80% parents are rate very good for enhancement of student's personality whereas 20% rate excellent.
- ✓ 40% respondents stated very good remedial teaching, 40% said good and 20% rates excellent.
- ✓ 60% respondents stated excellent value based education 20% was said very well whereas 20% told good.
- ✓ 60% parents rate very good discipline practices whereas 20% rate excellent, and 20% told good.

